

Global Bond Fund

- The Fund may invest primarily in a diversified portfolio of fixed income instruments denominated in major world currencies.
- Investments in fixed income securities are subject to interest rate, credit and downgrade risks. The Fund is also subject to risks of investing in high yield, below investment grade and unrated securities.
- It is subject to risks associated with investment, global investment, emerging markets, mortgage-related and other asset-backed securities, sovereign debt, Euro and European Union, currency, liquidity and repurchase / reverse repurchase transactions.
- It may invest extensively in financial derivative instruments which may involve additional risks (e.g. market, counterparty, liquidity, volatility, and leverage risks).
- It may at its discretion pay dividends out of capital directly or effectively, which amounts to a return or withdrawal of part of an investor's original investment or from any capital gains attributable to the original investment. Any distributions involving the payment of dividends out of the Fund's capital may result in an immediate reduction of the Fund's net asset value per share.
- Investments involve risks and your investment may suffer significant losses.
- Investors should not rely solely on this material and should read the offering document of the Fund for further details including the risk factors.

E CLASS ACCUMULATION AND INCOME SHARES

Morningstar Rating™ ★★★★★

Fund Description

The Global Bond Fund is a diverse, actively managed portfolio of global fixed-income securities. The average duration of the fund will normally vary within +/-3 years of the benchmark. The fund invests primarily in a diversified portfolio of investment grade bonds denominated in major world currencies.

The fund offers the potential for more efficient returns through a diversified regional and sector exposure.

The fund's extensive global opportunity set can offer diversified sources of returns, benefiting from the manager's views on interest rates, currencies, credit and country trends.

The Fund may use or invest in financial derivatives.

About the Benchmark

Bloomberg Global Aggregate (USD Hedged) Index provides a broad-based measure of the global investment-grade fixed income markets. The three major components of this index are the U.S. Aggregate, the Pan-European Aggregate, and the Asian-Pacific Aggregate Indices. The index also includes Eurodollar and Euro-Yen corporate bonds, Canadian Government securities, and USD investment grade 144A securities. It is not possible to invest directly in an unmanaged index.

Unless otherwise stated in the prospectus, the Fund is not managed against a particular benchmark or index, and any reference to a particular benchmark or index in this factsheet is made solely for risk or performance comparison purposes.

Key Facts

	Accumulation	Income
Bloomberg Ticker	PIMGLBA	PIMGLBE
ISIN	IE00B11XZ210	IE00B0MD9M11
Sedol	B11XZ21	B0MD9M1
CUSIP	G70974491	G7096X753
Valoren	2502064	2332531
WKN	A0J4FU	A0J2SD
Inception Date	31/03/2006	28/10/2005
Distribution	-	Quarterly ¹
Unified Management Fee	1.39% p.a.	1.39% p.a.
Fund Type	UCITS	
Portfolio Manager	Andrew Balls, Sachin Gupta, Lorenzo Pagani	
Total Net Assets	15.1 (USD in Billions)	

Fund Base	USD
Currency	USD
Share Class	USD
Currency	USD

Fund Statistics

Effective Duration (yrs) [¶]	5.26
Benchmark Duration (yrs)	6.66
Current Yield (%) [⊕]	4.26
Estimated Yield to Maturity (%) [⊕]	5.59
Annualised Distribution Yield (%) [†]	1.50
Average Coupon (%)	4.10
Effective Maturity (yrs)	6.87
Average Credit Quality	AA-

¹This share class aims to pay dividend on a Quarterly basis. Dividend payout is not guaranteed.

MANAGER

PIMCO Global Advisors (Ireland) Limited

INVESTMENT ADVISOR

Pacific Investment Management Company LLC

For questions regarding the PIMCO Funds: Global Investors Series plc, please call +852 3556 1498.

Visit our website for a full menu of products and services at pimco.com.hk*

*This website has not been reviewed by the Securities and Futures Commission.

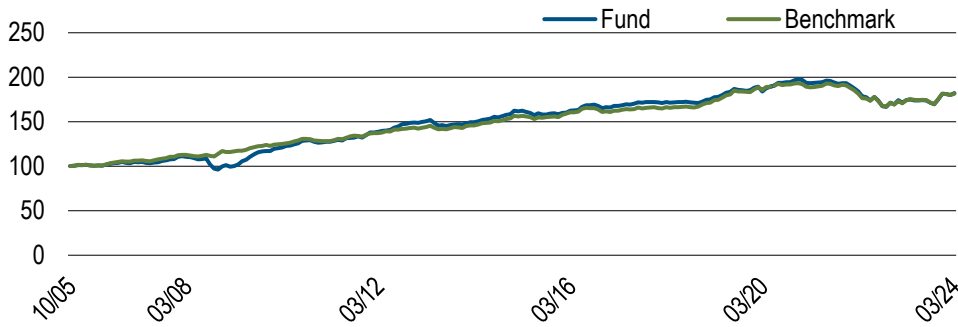


Chart shows performance from the first month-end, rebased to 100, for the E Inc USD class. **Past Performance is not a guarantee or reliable indicator of future results and no guarantee is being made that similar returns will be achieved in the future.** Source: PIMCO

For Fund Offering Documents:

Class E, Inc



Class E, Acc



Corporate Action Notice:



Performance (Net of Fees)	1 Mo.	3 Mos.	6 Mos.	1 Yr.	3 Yrs.	5 Yrs.	10 Yrs.	SI
E, Acc (%)	1.28	0.38	6.48	4.65	-1.93	0.54	2.00	3.34
E, Inc (%)	1.29	0.37	6.47	4.63	-1.93	0.54	2.00	3.31
Benchmark (%)	0.90	0.01	6.00	4.14	-1.29	0.80	2.21	—

Past Performance is not a guarantee or reliable indicator of future results and no guarantee is being made that similar returns will be achieved in the future.

Calendar Year (Net of Fees)	2014	2015	2016	2017	2018	2019	2020	2021	2022	2023	YTD
E, Acc (%)	7.99	0.00	4.88	3.60	0.14	7.45	6.70	-2.33	-12.18	7.10	0.38
E, Inc (%)	7.99	-0.01	4.85	3.58	0.12	7.54	6.65	-2.30	-12.21	7.08	0.37
Benchmark (%)	7.59	1.02	3.95	3.04	1.76	8.22	5.58	-1.39	-11.22	7.15	0.01

Past Performance is not a guarantee or reliable indicator of future results and no guarantee is being made that similar returns will be achieved in the future. The benchmark is the Inception to November 30, 2000 JPMorgan GBI Global Index Hedged in USD. December 1, 2000 onwards Bloomberg Global Aggregate (USD Hedged) Index.

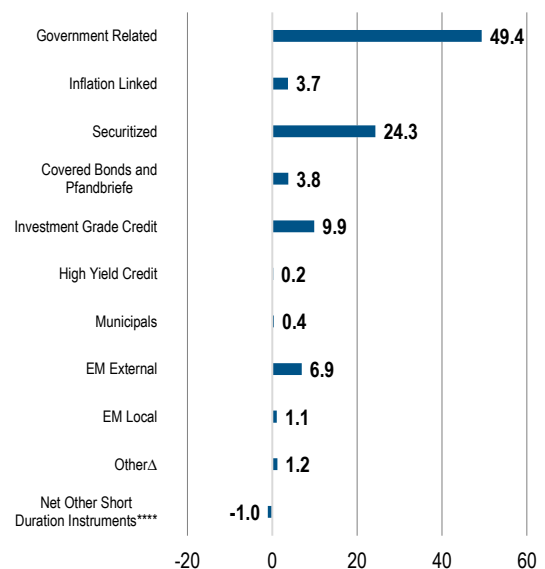
All periods longer than one year are annualised. SI is the performance since inception. Performance shown is on a NAV-to-NAV basis in the denominated currency and are net of fees and other expenses and include reinvestment of dividends, as applicable.

Top 10 Holdings (% Market Value)*

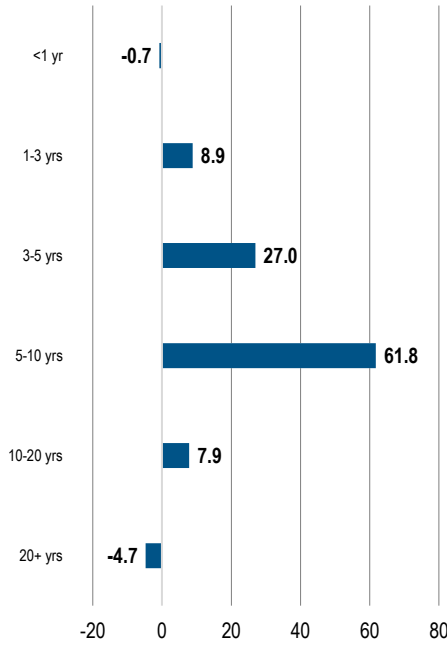
FNMA TBA 6.5% FEB 30YR	6.3
FNMA TBA 5.0% FEB 30YR	3.7
FNMA TBA 5.0% JAN 30YR	3.0
FNMA TBA 6.0% FEB 30YR	3.0
FNMA TBA 4.0% FEB 30YR	2.6
FNMA TBA 6.0% JAN 30YR	2.2
FNMA TBA 4.5% FEB 30YR	2.1
FNMA TBA 5.5% FEB 30YR	2.1
FNMA TBA 6.5% JAN 30YR	1.3
U S TREASURY BOND	1.1

*Top 10 holdings as of 31/12/2023, excluding derivatives.

Sector Allocation (% Duration Weighted Exposure)

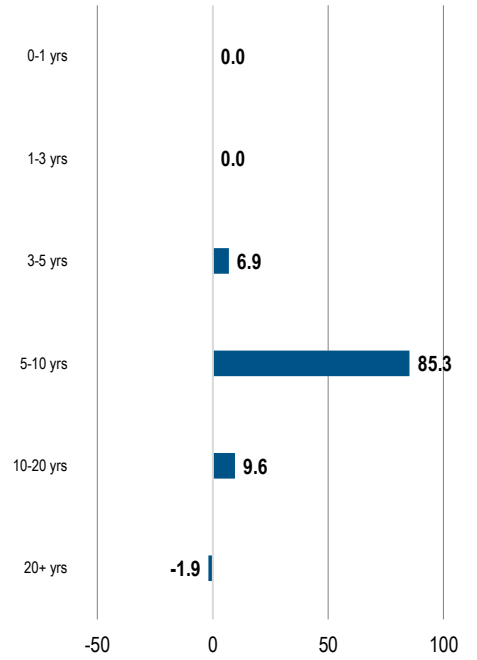


Duration (% Duration Weighted Exposure)



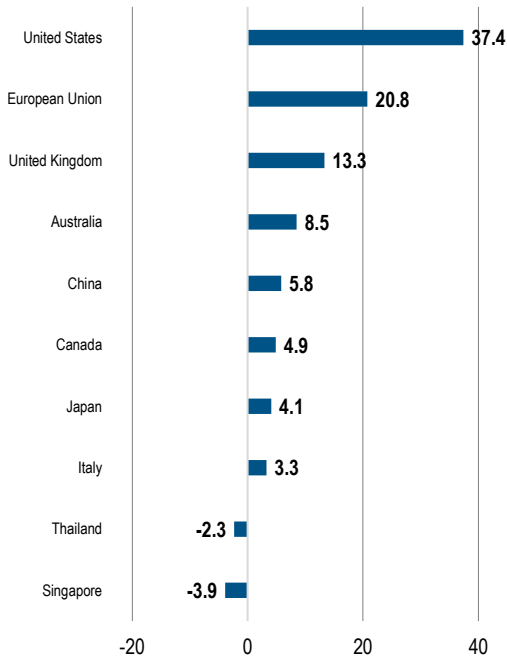
Source: PIMCO

Maturity (% Market Value)



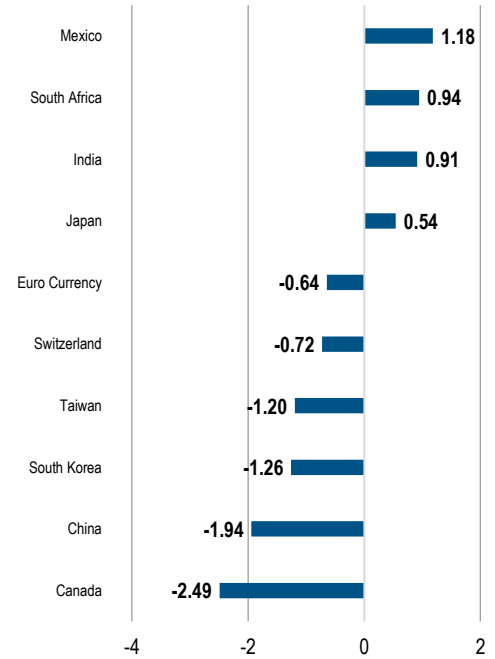
Market Value % may not equal 100 due to rounding.

Top 10 Countries by Contribution to Total Duration (% Duration Weighted Exposure)



Countries are categorized by currency of settlement. EMU-member countries reflect the country of exposure for EUR-denominated securities. Europe represents European Union instruments that cannot be separated by specific country.

Top 10 Currency Exposure (% Market Value)



Source: PIMCO

Source: PIMCO, index provider for benchmark data.

ⒺPIMCO calculates a Fund's Estimated Yield to Maturity by averaging the yield to maturity of each security held in the Fund on a market weighted basis. PIMCO sources each security's yield to maturity from PIMCO's Portfolio Analytics database. When not available in PIMCO's Portfolio Analytics database, PIMCO sources the security's yield to maturity from Bloomberg. When not available in either database, PIMCO will assign a yield to maturity for that security from a PIMCO matrix based on prior data. The source data used in such circumstances is a static metric and PIMCO makes no representation as to the accuracy of the data for the purposes of calculating the Estimated Yield to Maturity. The Estimated Yield to Maturity is provided for illustrative purposes only and should not be relied upon as a primary basis for an investment decision and should not be interpreted as a guarantee or prediction of future performance of the Fund or the likely returns of any investment. ****Net Other Short Duration Instruments includes securities and other instruments (except instruments tied to emerging markets by country of risk) with an effective duration less than one year and rated investment grade or higher or, if unrated, determined by PIMCO to be of comparable quality, commingled liquidity funds, uninvested cash, interest receivables, net unsettled trades, broker money, short duration derivatives and derivatives offsets. With respect to certain categories of short duration securities, the Adviser reserves the discretion to require a minimum credit rating higher than investment grade for inclusion in this category. Derivatives Offsets includes offsets associated with investments in futures, swaps and other derivatives. Such offsets may be taken at the notional value of the derivative position.

^Where permitted by the investment guidelines stated in the portfolios offering documents, "other" may include exposure to, convertibles, preferred, common stock, equity-related securities, and Yankee bonds.

†Duration is a measure of a portfolio's price sensitivity expressed in years. PIMCO duration calculation that adjusts the durations of credit securities to account for the potential that in the event of default investors will receive the recovery amount prior to the maturity of the security. Differences in the Fund's performance versus the index and related attribution information with respect to particular categories of securities or individual positions may be attributable, in part, to differences in the pricing methodologies used by the Fund and the index.

Negative allocations may result from derivative positions and unsettled trades and does not imply the fund is short cash, is levered, or that the derivatives are not fully cash backed. Duration is the sensitivity of a fixed income security to a change in interest rates. The longer the duration of a fixed income security, the higher its sensitivity to interest rates. Duration Weighted Exposure (DWE%) is the percentage weight of each sector's contribution to the overall duration of the fund. Morningstar ratings are shown for funds with 4 or 5 star ratings only. Other share classes ratings are either lower or unavailable. A rating is not a recommendation to buy, sell or hold a fund. Copyright © 2024 Morningstar Ltd.

All Rights Reserved. The information contained herein: (1) is proprietary to Morningstar and/or its content providers; (2) may not be copied or distributed; and (3) is not warranted to be accurate, complete or timely. Neither Morningstar nor its content providers are responsible for any damages or losses arising from any use of this information. Past performance is no guarantee of future results. Investment involves risk including possible loss of the principal amount invested.

†Annualised distribution yield= (Dividend Rate * 4) / NAV on ex-dividend day. Annualised Distribution Yield is as of 31/03/2024. Dividend is not guaranteed. A positive distribution yield does not imply a positive return. Investment involves risk. **Past performance is not a guarantee or a reliable indicator of future results and no guarantee is being made that similar returns will be achieved in the future.** Investment returns not denominated in US/HK dollar will expose US/HK dollar-based investors to exchange rate fluctuations. The Funds typically offer different share classes, which are subject to different fees and expenses (which may affect performance), have different minimum investment requirements and are entitled to different services. In an environment where interest rates may trend upward, rising rates will negatively impact most bond funds, and fixed income securities held by a fund are likely to decrease in value. Bond funds and individual bonds with a longer duration (a measure of the expected life of a security) tend to be more sensitive to changes in interest rates, usually making them more volatile than securities with shorter durations.

PIMCO Funds: Global Investors Series plc is an umbrella type open-ended investment company with variable capital and is incorporated with limited liability under the laws of Ireland with registered number 276928. Investors should consider the investment objectives, risks, charges and expenses of this fund carefully before investing. This and other information are contained in the fund's prospectus, which may be obtained at www.pimco.com.hk or by contacting the Hong Kong Representative or your fund distributor and/or financial advisor. This document is issued by PIMCO Asia Limited (Suites 2201, 22nd Floor, Two International Finance Centre, No. 8 Finance Street, Central, Hong Kong) and has not been reviewed by the Securities and Futures Commission. No part of this publication may be reproduced in any form, or referred to in any other publication, without express written permission. Unified management fee is a single fixed Management Fee out of which the fees of the Investment Advisers, the Administrator and Custodian shall be paid, and certain other expenses including the fees of Paying Agents (and other local representatives) in jurisdictions where the Funds are registered. PIMCO is a trademark of Allianz Asset Management of America LLC in the United States and throughout the world. © 2024, PIMCO.